

# IVW-1

## ivWatch OEM Board



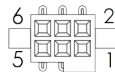
### BOARD DIMENSIONS

Width:	1.5 in.
Length:	2.5 in.
Top Height:	0.19 in.
Bottom Height:	0.051 in.
Board Thickness:	0.062 in.
Mounting Holes Ø:	0.21 in.

### CONNECTOR DATA

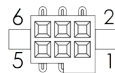
#### Power and Communications Connector

Number of Pins:	6
Configuration:	2 rows of 3
Angle:	Vertical
Pin Grid:	0.050 in.
Communication Type:	Serial
Manufacturer Part #:	Samtec SFM-103-02-S-D-A



#### Sensor Connector


Number of Pins:	6
Configuration:	2 rows of 3
Angle:	Vertical
Pin Grid:	0.050 in.
Manufacturer Part #:	Samtec SFM-103-02-S-D-A



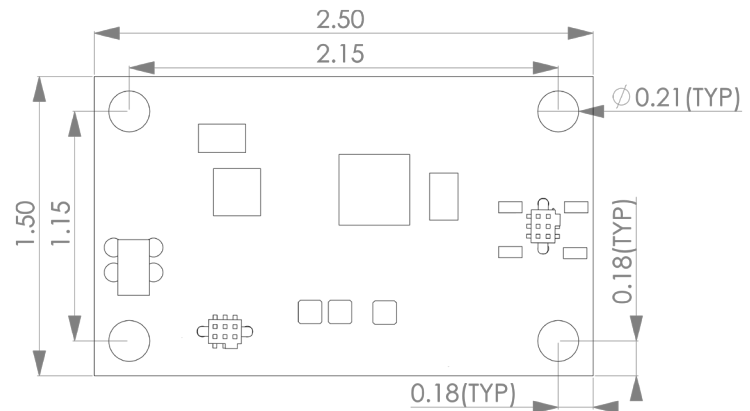
### DC POWER REQUIREMENTS

Input Voltage:	+5V
Maximum Current:	200 mA

### BOARD – TOP



### BOARD OUTLINE – TOP



### BOARD – ISOMETRIC

